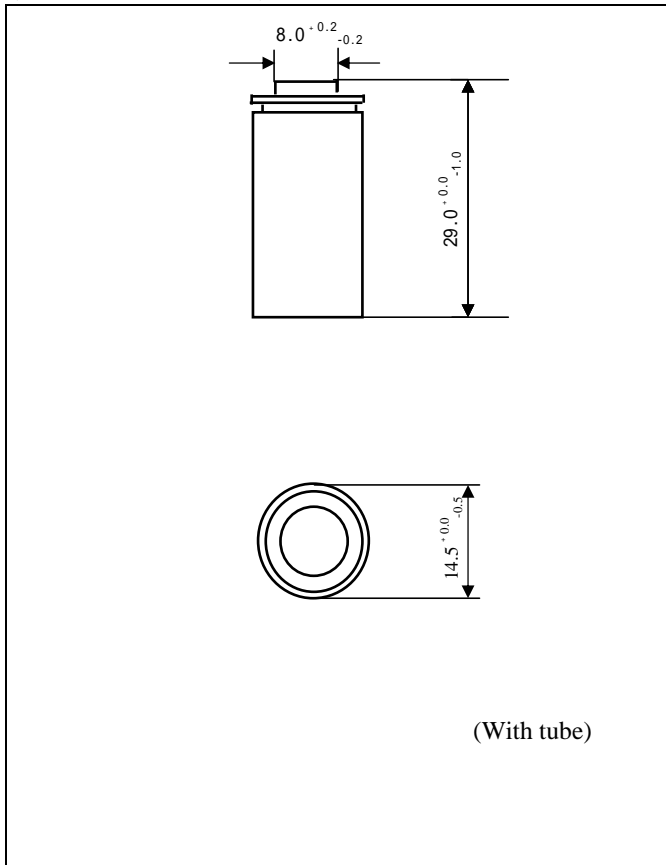


Sealed Rechargeable Ni-MH Cylindrical Cell

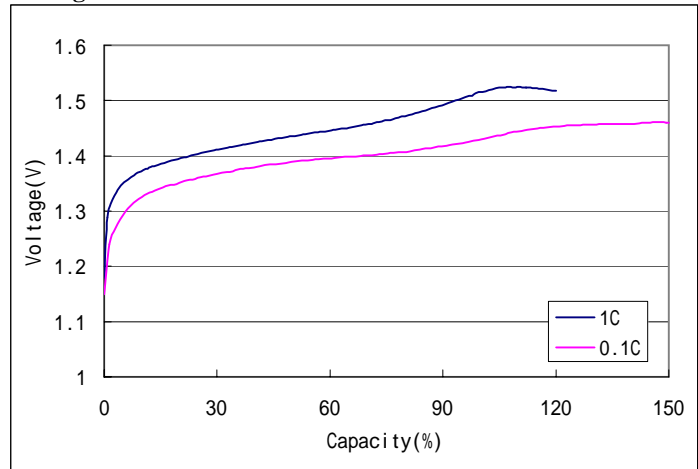
Specifications

Nominal voltage		1.2V	
Capacity (mAh)		0.2C discharge	1C discharge
	Minimum	600	570
	Typical	630	600
Dimensions (mm)	Diameter	14.5 ^{+0.0} _{-0.5}	
	Height	29.0 ^{+0.0} _{-1.0}	
Weight (g)	13		
Charge	Standard	60mA(0.1C)×16hrs	
	Rapid	600mA(1C)×1.2hrs or dV=-10mV	
Ambient temperature ()	Standard charge	0 to 45	
	Rapid charge	10 to 45	
	Discharge	-20 to 65	
	Storage	-10 to 45	

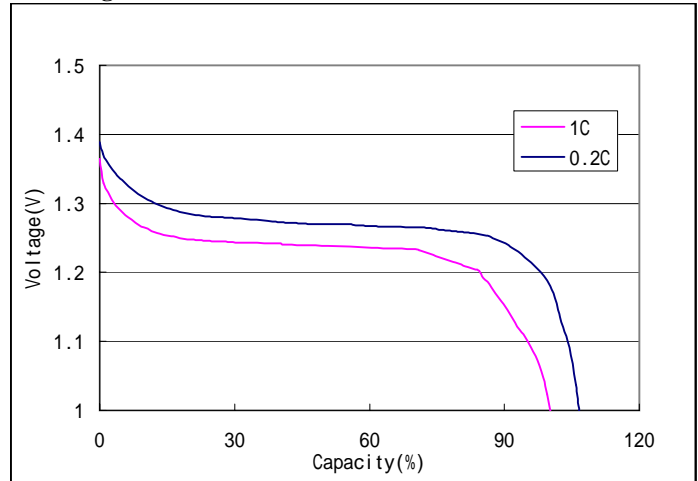
(CELL DIMENSIONS)



Charge Characteristics



Discharge Characteristics



Cycle Characteristics

