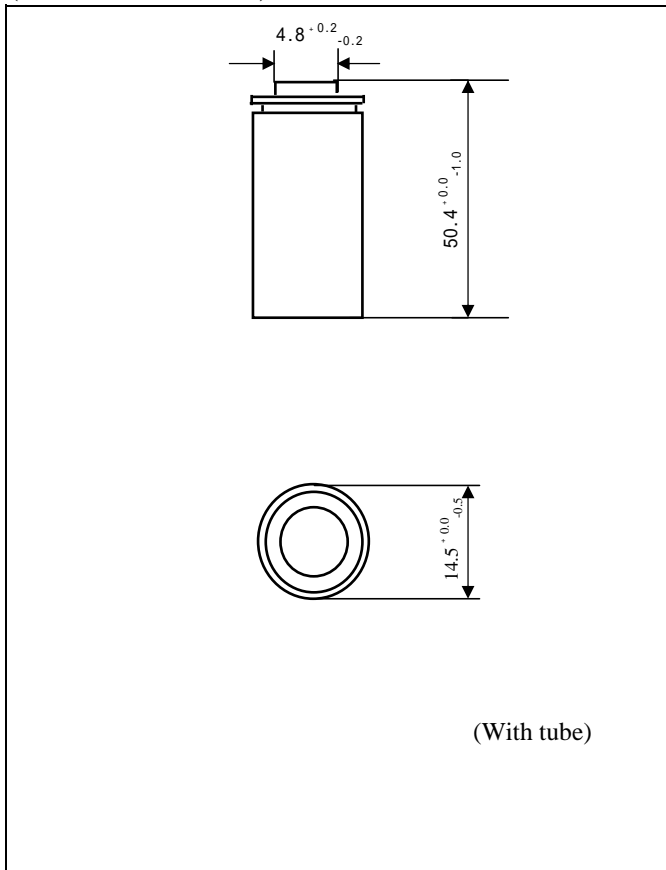


## Sealed Rechargeable Ni-MH Cylindrical Cell

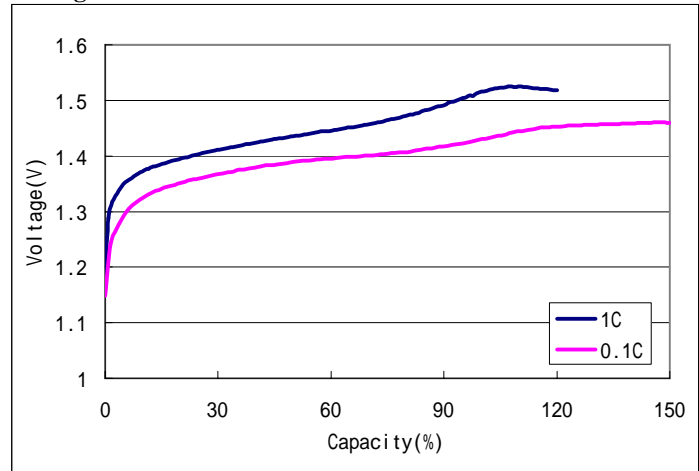
### Specifications

Nominal voltage		1.2V	
Capacity (mAh)		0.2C discharge	1C discharge
	Minimum	1300	1240
	Typical	1340	1300
Dimensions (mm)	Diameter	14.5 <sup>+0.0</sup> <sub>-0.5</sub>	
	Height	50.4 <sup>+0.0</sup> <sub>-1.0</sub>	
Weight (g)	24		
Charge	Standard	130mA(0.1C)×16hrs	
	Rapid	1300mA(1C)×1.2hrs or dV=-10mV	
Ambient temperature ( )	Standard charge	0 to 45	
	Rapid charge	10 to 45	
	Discharge	-20 to 65	
	Storage	-10 to 45	

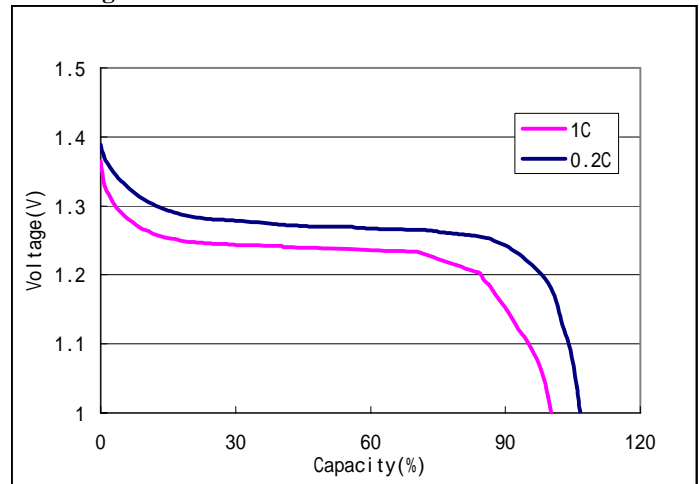
### (CELL DIMENSIONS)



### Charge Characteristics



### Discharge Characteristics



### Cycle Characteristics

