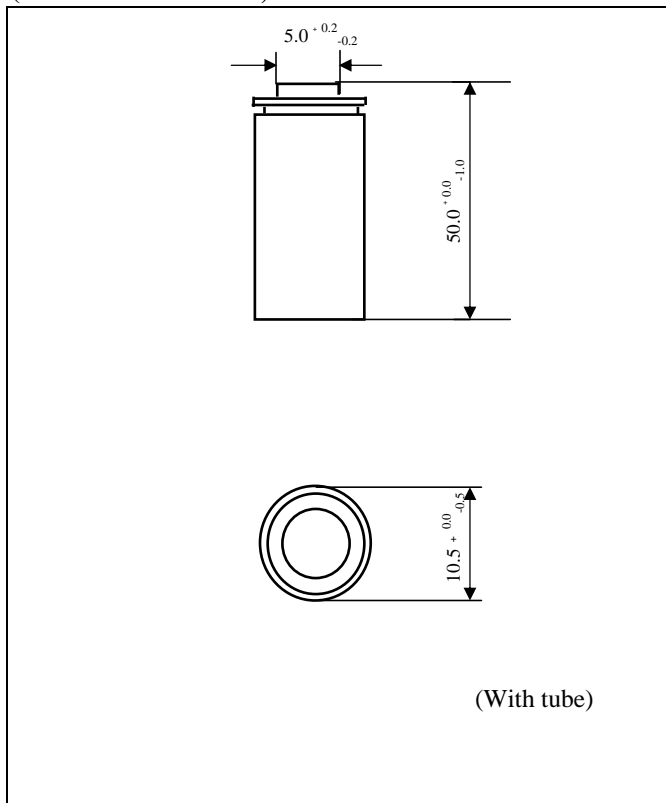


Sealed Rechargeable Ni-MH Cylindrical Cell

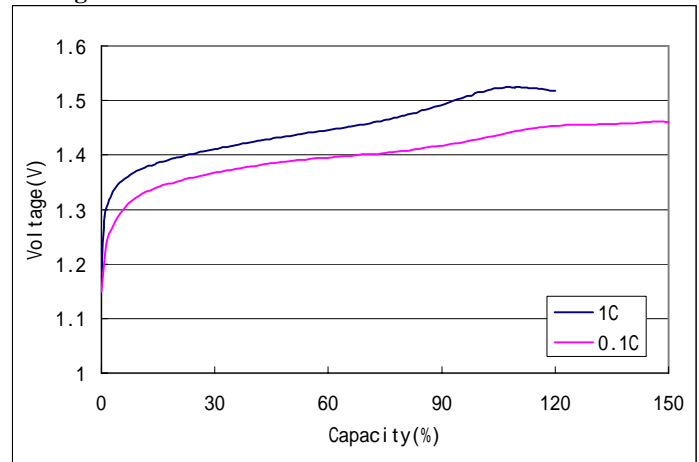
Specifications

Nominal voltage		1.2V	
Capacity (mAh)		0.2C discharge	1C discharge
	Minimum	750	710
	Typical	780	750
Dimensions (mm)	Diameter	$10.5^{+0.0}_{-0.5}$	
	Height	$50.0^{+0.0}_{-1.0}$	
Weight (g)	15		
Cycle life		500 cycles	
Charge	Standard	75mA(0.1C)×16hrs	
	Rapid	750mA(1C)×1.2hrs or dV=-10mV	
Ambient temperature ()	Standard charge	0 to 45	
	Rapid charge	10 to 45	
	Discharge	-20 to 65	
	Storage	-10 to 45	

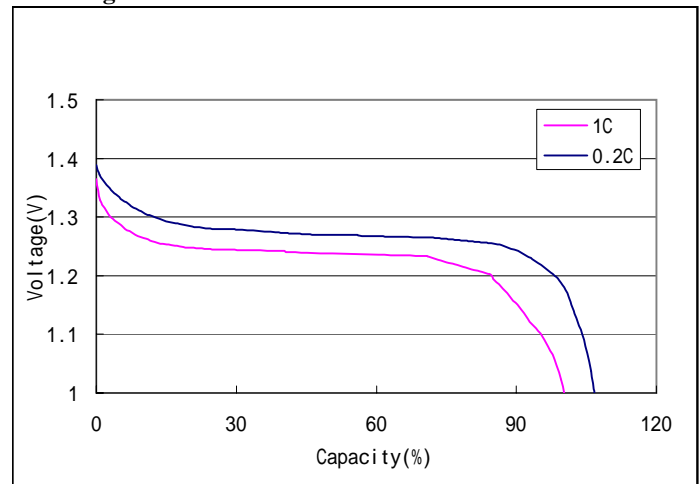
(CELL DIMENSIONS)



Charge Characteristics



Discharge Characteristics



Cycle Characteristics

