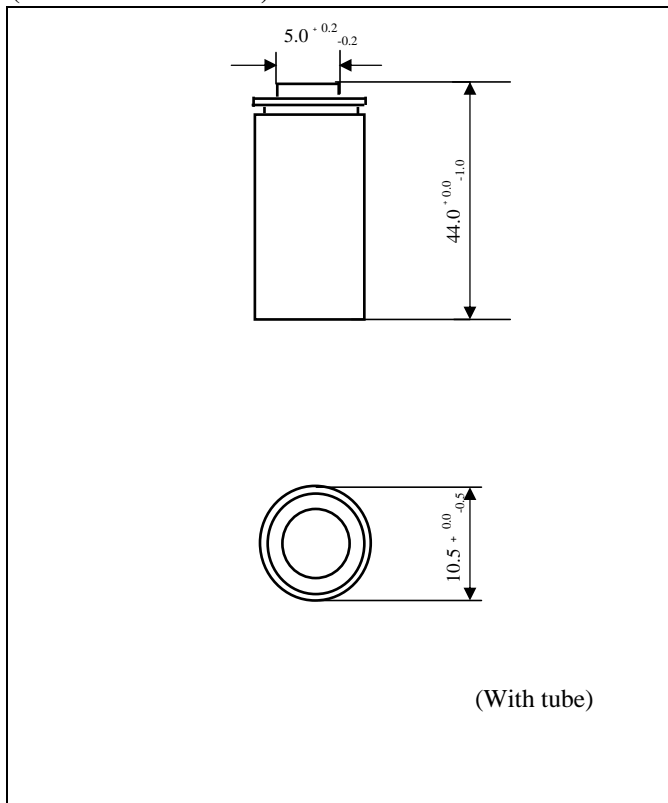


## Sealed Rechargeable Ni-MH Cylindrical Cell

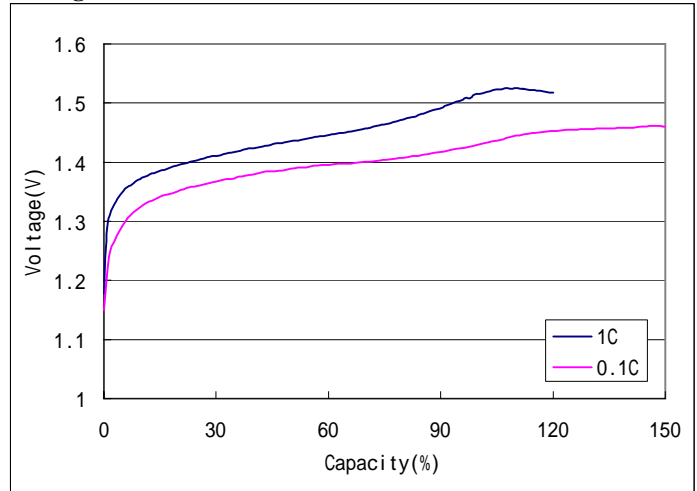
### Specifications

Nominal voltage		1.2V	
Capacity (mAh)		0.2C discharge	1C discharge
	Minimum	600	570
	Typical	630	600
Dimensions (mm)	Diameter	$10.5^{+0.0}_{-0.5}$	
	Height	$44.0^{+0.0}_{-1.0}$	
Weight (g)	12		
Cycle life		500 cycles	
Charge	Standard	60mA(0.1C)×16hrs	
	Rapid	600mA(1C)×1.2hrs or dV=-10mV	
Ambient temperature ( )	Standard charge	0 to 45	
	Rapid charge	10 to 45	
	Discharge	-20 to 65	
	Storage	-10 to 45	

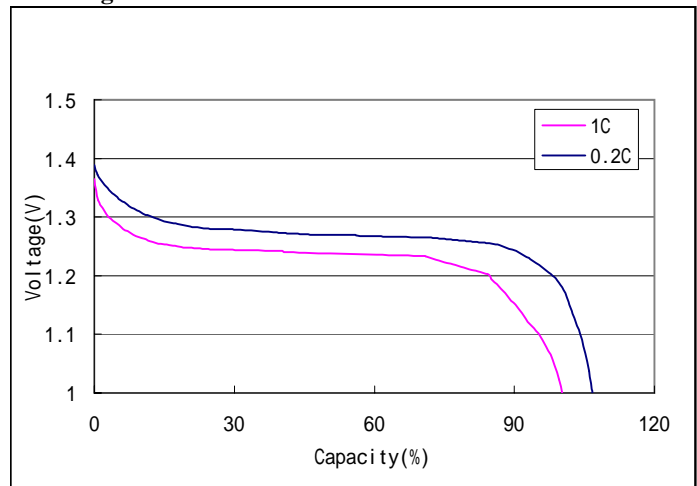
### (CELL DIMENSIONS)



### Charge Characteristics



### Discharge Characteristics



### Cycle Characteristics

